



World Wide Virtual Vacation Bible School June 22-25

Pizza & Popsicles at Saint John's
Friday, June 26 at 6 pm

- **Bring a blanket or lawn chairs - enough for your family
- **This event is for the whole family, all ages (no drop off child care!)
- **Pizza & popsicles will be provided - **MUST SIGN UP WITH Cindi**
- **Please bring drinks for your family

Things to Know!

Virtual Vacation Bible School will stream live each hour, on the hour
Monday - Thursday, June 22-25.

Places to Live Stream:

YouTube FaithKidz TV

Facebook - FaithKidz Ministries

Tons of details, info & links found at www.wowvbs.live

This is **not** a Zoom or group video conference. You simply watch and participate from home. You can comment in that chat boxes if you choose, but it is not required.

Links and PDFs of these print outs are also available via the Saint John's Children & Youth Family Facebook page and the Saint John's website via the KidsChurch page.
SaintJohnsag.com

There are 4 total lessons. One per day.

We will be joining with hundreds of other churches and thousands of other kids - from all around the world!

Everything in this packet is **OPTIONAL!** They are additional resources for those who would like to go deeper.

In this packet - I am including:

- Wall poster with theme & verse for each day
- Daily Go Deeper - Family Guides to process, play & pray together following each session
- Snack ideas for each lesson
- Coloring Sheet for each lesson (one per day)
- Link to Craft idea for each day

CRAFTS - You will need basic art supplies for each day like markers, printer papers, scissors, glue, and yarn. On **Thursday**, paper with a pattern or design would be ideal (*you can make your own, use scrap booking paper, wrapping paper, or stop by church and pick some up from me!*) You can find a 2-5 minute video on each craft with all the details via YouTube. Actual links will also be uploaded to the Saint John's Children & Youth Family page and the Saint John's website via the KidsChurch page.

Craft Lesson One

<https://youtu.be/YtJdqpxwg1U>

Craft Lesson Two

<https://youtu.be/ZcAz10iWeL8>

Craft Lesson Three

<https://youtu.be/8xMfRTJhrd>

Craft Lesson Four

<https://youtu.be/naFMVMoc07c>



**Please RSVP to Cindi ASAP if you plan to join us
Friday, June 26 for Pizza & Popsicles at Saint John's
cindi@saintjohnsag.com or 310.613.0284**



Join millions of kids around the world for the biggest VBS event ever.

Together we WOW!

Monday - Thursday, June 22 - 25



Jana Alayra



Yancy Richmond



Yoly Pacheco



The Lads



Scott Humston



Esther Moreno



Simon Parry



Tim Hannig



Joey Evans



Dan Warlow



David and Teesha

www.wowvbs.live



**But those who hope in the Lord will renew
their strength. They will soar on wings like
eagles; they will run and not grow weary,
they will walk and not be faint.**

Isaiah 40:31

**BIG
IDEA**



The
secret
of coping is
hoping in
God.



GOD GIVES US HOPE



COURAGE

**Do not be afraid; do not be discouraged,
for the Lord your God will be with
you wherever you go.**

Joshua 1:9

**BIG
IDEA**



Living unafraid
doesn't mean
that we don't
feel fear but
that we don't
obey it.



GOD GIVES US COURAGE



HELP

**And we know that in all things God works
for the good of those who love Him,
who have been called according
to His purpose.**

Romans 8:28

**BIG
IDEA**



The Maker
of the
universe is
the helper
of God's
people!



GOD GIVES US HELP



**For God so loved the world that He gave
His one and only Son, that whoever believes
in Him shall not perish but have eternal life.**

John 3:16

**BIG
IDEA**



**Eternal life is
made possible by
God's eternal love.**



GOD GIVES US LOVE



Overview - Lesson One

Wow Theme Verse:

I can do all things because Christ gives me the strength.
Philippians 4:13 NLV

Key Word: Courage

The ability and will power to endure difficulty even when you are afraid.

Message: God Gives us Courage!

Lesson Verse:

“Be strong and courageous. Do not be afraid; do not be discouraged, for the Lord your God will be with you wherever you go.” – Joshua 1:9b NIV

Story:

Paraphrased from Matthew 14 – Jesus comes to the disciples walking on the water in the storm. When the waves are high and the next step feels impossible, Jesus reaches out his hand.

It had been a very long day. Jesus sent the disciples in their boat across the lake. Jesus went up into the mountains to pray and when he finished it was late at night. The disciples were far out at sea. So Jesus began walking on the water to meet the disciples in their boat. When he got close to the boat, the disciples were afraid. The disciples were terrified. They thought it was a ghost. Then Jesus said, “it's all right, have courage, I'm here. Don't be afraid.” Peter said, “Lord, if it's really you, tell me to come to you.” “Come”, said Jesus. Peter stepped onto the water and started walking to Jesus. He was walking on the water. Then Peter looked at the wind and the water. He began to be afraid. He started to sink. He cried out, “Lord save me.” Jesus reached out his hand and he said, “Peter, you have such little faith. Why did you doubt me?” Then Peter and Jesus walked and got inside the boat. Everyone was amazed. They began to worship Jesus. They all said, “Truly, you are the son of God.”



Go Deeper - Lesson One Family Guide

Today's word of the day was **COURAGE**!

We heard today the story of Peter stepping out of a boat onto the waves with Jesus. Did you get that? OUT of the boat, and STOOD UP on the WATER outside of the boat?! What the what?! That takes some serious **courage**!

....but in Matthew 14:30, something interesting happens. Peter has pulled up the **courage** to step his whole self out of the safety of the boat, but then...he looks around. He sees the towering waves, hears the bellowing winds, and he begins to sink. "Lord, save me!" he shouted. And immediately, Jesus reached out his hand and caught him.

You see, **courage** doesn't have to mean we are not afraid. It doesn't mean that we put blindfolds on and just forget about all the scary things that are happening.

Instead, **courage** for those who believe in Jesus means that we know that He is with us.
All the time.
Every day.
Every moment.
And He will never leave.

As a family, talk about times when you've needed to have **courage**. Did you feel like you were sinking into the waves? Did you want to stay in the boat? Talk about your experiences together.

Work together on memorizing Joshua 1:9b:

Be strong and courageous. Do not be afraid; do not be discouraged, for the Lord your God will be with you wherever you go.

Your kids may have already begun this work with their children's group from church – ask them about the motions they made up to help them remember the verse, or come up with some fun motions as a family!

Can you list FIVE different places you see **courage** in the world today?

_____		_____
_____		_____

Take a moment to pray for **courage**, both for your family and for our world.



Go Deeper - Lesson One Game Activity

What if we could WALK ON WATER, too?? Let's play a game like we can!

Take a couple of cushions or pillows to a room with a lot of floor space, or if you'd like to play outside, use a couple of towels! You will need plenty of space to move. You will also want fewer safe squares (your towels or cushions) than participants. [If there are four people playing, you will want only two or three safe squares]

Once the game begins, your feet cannot touch the floor or ground; all participants must be standing on the safe squares (cushions, towels, etc.). You will need to work together to make sure no one gets left behind! The goal is to work your way from one end of the room to the other without anyone falling off into the "water." If anyone falls in, you have to start over.

Work together to build a strategy of who stands where and who moves the squares to get all participants to the other side.

Have fun!

Go Deeper - Lesson One Craft Activity

Click link at resource page to download and view the craft video for lesson one.

<https://wowvbs.live/vbs-resources>

Go Deeper - Lesson One Coloring Page

Click this link to download the coloring page for lesson one.

https://www.dropbox.com/s/2p6uwbvkl4uskxk/WOW%20Coloring%20Page_Lesson%201.pdf?dl=0



Overview - Lesson Two

Wow Theme Verse:

I can do all things because Christ gives me the strength.

Philippians 4:13 NLV

Key Word: Hope

Message: God Gives us Hope!

Confident trusting in the promises of God.

Lesson Verse:

"But those who hope in the Lord will renew their strength. They will soar on wings like eagles; they will run and not grow weary, they will walk and not be faint." – Isaiah 40:31 NIV

Story:

Paraphrased from John 11:1-44 - Jesus calls Lazarus out of the grave.

Two sisters had lost hope until Jesus came and brought life to Lazarus.

There was a man by the name of Lazarus and he was very sick. Martha and Mary the sisters of Lazarus sent word to Jesus to come and help. They were afraid their brother was going to die. But before Jesus came, Lazarus died. When Jesus arrived and found that Lazarus had already been in the tomb for four days.

Martha heard that Jesus was coming, she went out to meet him, but Mary stayed at home.

"Lord," Martha said to Jesus, "if you had been here, my brother would not have died.

Jesus said to her, "Your brother will rise again. I am the resurrection and the life. He who believes in me will live." Just then Mary came out and when she saw Jesus she fell at his feet and said, "Jesus, if you had been here, my brother would not have died." When Jesus saw her crying he cried.

Then Jesus came to the tomb where Lazarus was buried. It was a cave with a stone laid across the entrance. "Take away the stone," Jesus said. So they took away the stone. Then Jesus looked up and said, "Father God, I thank you that you have heard me. I knew that you always hear me, but I said this for the benefit of the people standing here, that they may believe that you sent me."

When he had said this, Jesus called in a loud voice, "Lazarus, come out!" The dead man came out, his hands and feet wrapped with strips of linen, and a cloth around his face.

Jesus said to them, "Take off the grave clothes and let him go." All who saw were amazed and they believed and put their faith in Jesus.



Go Deeper - Lesson Two Family Guide

Today's word of the day was **HOPE**!

In the video, we heard the story of Jesus calling Lazarus out of the grave. *CAR BREAKS SCREECHING SOUNDS* WHAAAAAT? Jesus literally just shouted into a grave, and Lazarus, a man who had been dead for a few days, came back to life and hopped right out! WOW!

Lazarus' sisters had lost all **hope** before that moment, and understandably so. One of the sisters, Martha, even met Jesus on the road when he was on his way to see them to tell him off: "If only you had been here, my brother wouldn't have died!"

But Jesus wasn't done with this story yet. Lazarus would live again, and Jesus would show them the power of God.

Part of the power of this story is in a tiny little verse in John 11:36: *Jesus wept*. His friends were grieving and hopeless. His buddy Lazarus had died. Everyone mourned him. And Jesus cried, too.

We'd like to think of **hope** as a shiny, perfect thing that never sees any hard times. But even here in this story, Jesus shows us the reality: sometimes, things are sad. Or hard. Or frustrating.

But Jesus is right there with us, crying alongside us. That's what **hope** is: believing that Jesus is still right there with us, preparing life for us on the other side of this hard time.

The end of this story is LIFE and JOY and CELEBRATION, and our story is, too!

As a family, talk about some times when you've had great **hope** and when you felt like there wasn't much **hope** at all. Were there times when you recognized that Jesus was with you, even when things were hard?

Work together on memorizing Isaiah 40:31 – "Those who **hope** in the Lord will renew their strength. They will soar on wings like eagles; they will run and not grow weary, they will walk and not be faint."

Can you come up with FIVE different ways you can share **hope** this week?

_____		_____
_____		_____

Take a moment to pray for **hope**, both for your family and for our world.



Go Deeper - Lesson Two Game Activity

Today's game is simple – imagine what it would have been like to be wrapped up like a mummy, and then called to walk out of the tomb!? That must have been nuts!

In a space with plenty of room (outside, or in the hallway, or in a big room), set up a start line and a finish line.

For this race, all participants must keep their ankles together and their hands together the entire time. Hop, hop, hop your way down to the finish line!

You can make this game more complicated by telling the participants to keep their eyes closed for the race, too. Who knows, maybe Lazarus' eyes were bound up, too!

Have fun!

Go Deeper - Lesson Two Craft Activity

Click link at resource page to download and view the craft video for lesson two.

<https://wowvbs.live/vbs-resources>

Go Deeper - Lesson Two Coloring Page

Click this link to download the coloring page for lesson two.

https://www.dropbox.com/s/4nplducspb9qgis/WOW%20Coloring%20Page_Lesson%202.pdf?dl=0



Overview - Lesson Three

Wow Theme Verse:

I can do all things because Christ gives me the strength.
Philippians 4:13 NLV

Key Word: Help

Giving yourself to support the needs of others.

Message: God Gives us Help!

Lesson Verse:

“And we know that in all things God works for the good of those who love him, who have been called according to his purpose.” – Romans 8:28 NIV

Story:

Paraphrased from Luke 10:25-37 - The Good Samaritan

No matter our differences, God calls us to help one another.

A man was traveling from Jerusalem to Jericho. He was beaten, robbed, and left to die on the side of the road. A priest came along the road and looked at the man. Then he passed by on the other side of the road. Later, a Levite came along, but also just passed by the beaten man. Finally, a Samaritan came to the man who had been hurt. He felt bad for him and showed kindness to him. The Good Samaritan picked the man up, put him on his donkey, and took him to an inn. Not only did he take him to the inn, but he also paid for all his needs. There were a total of three men who saw the beaten man on the side of the road, yet only one who showed him kindness.



Go Deeper - Lesson Three

Today's word of the day is **HELP!**

We heard today the story of the Good Samaritan from Luke 10:30-37. After a man was attacked, beaten, and robbed, three people saw him lying on the side of the road, but only one stopped to **help** him: a Samaritan.

To understand this story, you've got to understand how the folks who heard Jesus tell this story felt about Samaritans: they were the **WORST**. Think of the very last person in the world you would want to get **help** from, and go a little lower. That's how Jesus' listeners would have felt about Samaritans.

...but here in this story, the one who offered **help** to the beaten man was just that: a Samaritan.

Together as a family, think of a new way to tell this story. Use modern-day people and places to imagine the story in a new light. Who would be your Samaritan? Who might you think could **help** you, but passes by on the other side of the road?

In verse 36, Jesus flips the story over completely. Instead of answering the original question ("Who is my neighbor?"), Jesus asks, "Which of these three would you say was a neighbor to the man who was attacked?"

Instead of looking around the world trying to figure out who we should count as our neighbors, Jesus is telling us to look inward and become good neighbors ourselves. To everyone. Everywhere. All the time.

Work together on memorizing today's key verse: "And we know that in all things God works for the good of those who love him, who have been called according to his purpose." – Romans 8:28

Can you come up with FIVE different ways you can offer **help** this week?

_____		_____
_____		_____

Take a moment to pray for **help**, both for your family and for our world. Pray to become **helpers**, too – wherever God may send you.



Go Deeper - Lesson Three Game Activity

How do you make it through an obstacle course without seeing where you're going? With **help**, of course!

For this game, all you need is a way to blindfold one participant at a time. For the obstacle course, use simple challenges: walk around a chair/rock, climb over a couch/toy...whatever you have around you, you can use!

When the blindfolded participant is ready, spin them around at one end of the course. Then, have one of the non-blindfolded participants shout out directions to them. Sounds easy, right?

Well, what if you have MANY voices yelling at you what to do next? What if some of the voices are trying to trick you?? Give the blindfolded participant ONE voice to trust; the rest of the voices can be shouting out false directions. The blindfolded one will need to FOCUS and listen only to the voice telling the truth.

Have fun!

Go Deeper - Lesson Three Craft Activity

Click link at resource page to download and view the craft video for lesson three.

<https://wowvbs.live/vbs-resources>

Go Deeper - Lesson Three Coloring Page

Click this link to download the coloring page for lesson three.

https://www.dropbox.com/s/s6pe2q0n6tl40ie/WOW%20Coloring%20Pages_Lesson%203.pdf?dl=0



Overview - Lesson Four

Wow Theme Verse:

I can do all things because Christ gives me the strength.
Philippians 4:13 NLV

Key Word: Love

Unselfish care and affection for others.

Message: God Gives us Love!

Lesson Verse:

"For God so loved the world that He gave his one and only Son, that whosoever believes in Him shall not perish but have eternal life." – John 3:16

Story:

Paraphrase from Luke 15:11-32 - The Prodigal Son

The son who ran away from home returns to the loving arms of a forgiving father.

A young man went to his father and asked him to give him the inheritance that would be his when his father died. But, even though the father was sad that his son wanted to leave, he gave him his share of the family fortune and the young man sold the property that he was given and took the money that he made and left home to go off to a distant land and travel all around the world. Since the young man had a lot of money, if he saw something he wanted, he probably bought it, and since he had a lot of money, he also had a ton of friends who liked to hang around him. After a while, the young man began to run out of money and then... he then ran completely out of money. When he ran out of money, guess what?, his friends decided to bail on him too. He was so desperate that he went to work for a man who sent him to feed his pigs.

"Then he came to his senses" and as he looked at the filthy pig pen, he thought about the mess he had made of his life. He thought about his father and the home he had left behind.

"Even a servant in my father's house lives better than this," the young man said to himself. "I will return to my father and tell him that I am sorry for the way I have behaved and ask him to give me a job as one of his servants."

Was the father was willing to take him back? Yes, he was. Did the father take him back as a servant? No, not as a servant, he welcomed him back home as a son. He called all of his servants together and told them, "Let's have a feast and celebrate. "My son was dead and but now he's back to life... this son of mine was lost, but now is found."



www.wowvbs.live

Copyright - FaithKidz Ministries



Go Deeper - Lesson Four

Today's word of the day is **LOVE**!

For the last video, we heard the story of the Prodigal Son from Luke chapter 15. When the son told his father to give him his inheritance, he was basically saying he didn't care if his father lived or died. All he wanted was the money. Ouch.

After partying hard and wasting all of his money, the son had nowhere left to turn. We heard in the video that he got so hungry that he wanted to eat the food he was giving to the pigs – he was desperate, alone, and ashamed. He came up with a plan to return to his father's house to beg to be a servant – he didn't expect that his family would still **love** him at all.

Imagine together as a family what the son must have thought as he saw his father running down the road to meet him...

Was he angry?

Was he going to chase him away?

Did the son hold his breath, waiting to be yelled at, or worse?

The last thing he would have expected was the response he got:

His father threw his arms around him and kissed him.

His father rejoiced that he was alive and found.

His father **loved** him.

After all that he had done. After all that he had thrown away. After all...His father **loved** him.

Talk together about how this story tells us about the **love** of God. What can we learn about God from this?

Work together to memorize our key verse: "For God so **loved** the world that He gave his one and only Son, that whosoever believes in Him shall not perish but have eternal life." – John 3:16

There is no **love** that compares to this.

No **love** so deep, no **love** so wide, no **love** so strong, no **love** so permanent.

Can you think together of five different words for God's great **love**?

_____		_____
_____		_____

Take some time to thank God together for the amazing **love** He gives.





Go Deeper - Lesson Four Game Activity

HIDE AND SEEK

The cool thing about the **love** of God is that it is ALWAYS seeking us. Even when we'd like to hide, God's love is pursuing us.

Today's game is one you've probably played before, but it's a good one! Pick a "seeker" to close their eyes as the rest of the participants find places to hide. After a while (maybe counting to 30), the seeker's job is to find the hiding ones! The last one found can be the seeker for the next round.

Have fun!

Go Deeper - Lesson Four Craft Activity

Click link at resource page to download and view the craft video for lesson four.

<https://wowvbs.live/vbs-resources>

Go Deeper - Lesson Four Coloring Page

Click this link to download the coloring page for lesson four.

https://www.dropbox.com/s/lrhxtf3brash5jk/WOW%20Coloring%20Page_Lesson%204.pdf?dl=0
















www.wowvbs.live

Copyright - FaithKidz Ministries



WOW VBS Snack Ideas

Monday			Peter Walks on Water Snack 1 – Blue Jello with teddy grahams or sour patch kids “walking” on the top
			Peter Walks on Water Snack 2 – Graham cracker base with blue tinted icing for the water, graham cracker piece up on the side for the boat and teddy grahams for Jesus, Peter, and the others in the boat
Tuesday			Lazarus Snack 1 - Wrap a hot dog with crescent roll dough and bake. Or if you don't want to bake, use strips of tortilla. Hot dogs do not need to be cut into a person shape either; they can just be wrapped as a normal hot dog.
			Lazarus Snack 2 - gingerbread boy cut out sugar cookies or gingerbread, frosted with sprinkled coconut shreds and edible eyes - or - can be wrapped with fruit by the foot strips

<p>Wednesday</p>		<p>Good Samaritan Snack 1 – Graham cracker or other flat cookie with a little bit of white icing and red icing or jelly to look like a band-aid</p>
	<p>THE GOOD SAMARITAN TRAIL MIX "Love your neighbor as yourself!"</p> <p>M & M's remind us that neighbors</p>  <p>Can be red, yellow, black or white... No matter what their color, All are special in God's sight! ♥♥♥♥♥</p> <p>Yogurt raisins to remind us</p>  <p>Some are young with faces smooth, And some are old with wrinkled skin... Jesus loves everyone No matter what shape they're in! ♥♥♥♥♥</p> <p>SweetTarts to remind us</p>  <p>Some are sour, some are sweet... Just remember to be kind To everyone you meet! ♥♥♥♥♥</p> <p>Combos because some are short,</p>  <p>Pretzels because some are thin and tall...</p>  <p>Jesus said to love our neighbors, Love them one and all! ♥♥♥♥♥</p>	<p>Good Samaritan Snack 2 – Trail Mix with M&M's, yogurt raisins, SweetTarts, Combos, and Pretzel Sticks, each with a meaning</p>
<p>Thursday</p>		<p>Prodigal Son Snack 1 - Pig's food - popcorn, fruit loops, cheerios, raisins, etc. make up the pig's food! It is a good way to show the kids how the pigs ate whatever was left over!</p>
		<p>Prodigal Son Snack 2 – Dirt Pudding – Chocolate pudding with crushed up chocolate sandwich cookies and worms, looking like some of the slop that the pigs would have been eating.</p>







